
















Toilet Guardian LCD Screen Identification Table

Profile (Program) and Alarm Icons

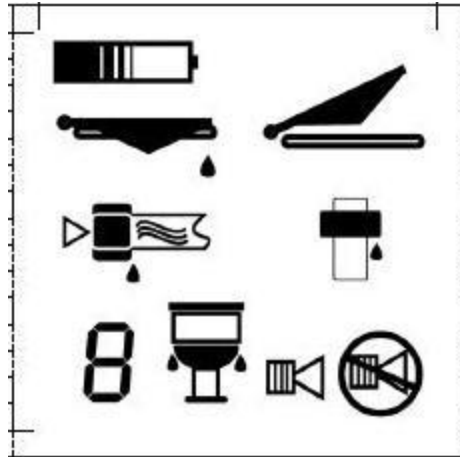
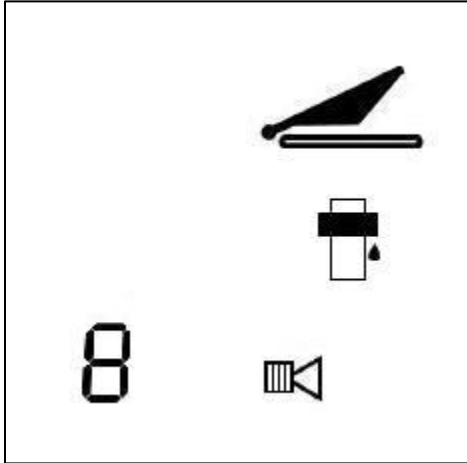
Icon Type	Icon	Description
Alarm Activated		The alarm is audible
Alarm Silence		The audible alarm is silenced
Active Profile		Current Profile (Program) number

Event Icons

	Event	Icon	Cause(s)
1	Flapper Stuck Open		Flapper does not seat properly.
2	Flapper Leak		Tank Leak such as leaky flapper, cracked tank, leaking bolt holes, etc.
3	Fill Valve Leak (Tank Overflow)		Tank water level rises above normal; stuck open or leaking fill-valve. This may also occur if the Tank Sensor is set too low in the tank causing false readings.
4	Tank Sensor Waterline Error		Water does not rest at the WATERLINE on Tank Sensor. Several failures to reach waterline must occur before an event notification is triggered.
5	Bowl Overflow		Bowl water level rises above normal.
6	Bowl Cable Disconnect		Bowl cable is removed or broken.
7	Tank Cable Disconnect		Tank cable is removed or broken.
8	Dual Connector Cable Disconnect		Dual connector cable is removed or broken.
9	Low Battery		Replace battery IMMEDIATELY.
10	Valve Close Failure		The valve fails to fully close. This symbol will appear with the event icon that was active when the valve failed to close.
11	Six Month Valve Test	All icons visible	If the valve has not closed in six months, a self close occurs as a self check.
12	Flush	none	No icon for normal toilet operation.



Multiple Event Icons May Occur!!! The screen below would mean that the water was turned off because the fill valve failed to completely turn off (Stuck Fill Valve). Then, when the user flushed the toilet and no water was in the tank, the tank could not refill so the Toilet Guardian added the *Stuck Open Flapper* icon. This unit is using Program #8. (Screen to the right shows all possible icons)



Please go to our website at www.AquaOne.com and visit our Library for more information on our products. You may also contact us at (714) 898-7016 to speak with a Customer Support Representative.